


Standard profiles 2011



TECHNOFORM **BAUTEC**

Handling Instructions

Storage of Insulating Strips made of PA 66

Insulating strips made of polyamide are initially dry but absorb moisture from the environment in the course of time after manufacture. The rate and level of moisture absorption depend on the following factors:

- ambient humidity
- ambient temperature
- storage period

In the summer months, when the temperature and relative humidity in warehouses are higher than usual, the insulating strips absorb more moisture than in the remaining seasons, even when stored properly for brief periods. During storage under dry conditions, the equilibrium moisture content is lower, approx. 2%. Due to this moisture absorption the mechanical properties of the strips change.

We therefore recommend storing the profiles in a covered area with an ideal temperature range of 15–20 °C.

During extended storage periods, the strips change shape according to storage conditions. If the strips are stacked on pallets which are shorter than the strip length (e.g. 6,500 mm strips on 6,000 mm pallets), they sag at the ends. This applies to strips stored in pallets where there is no floor. The strips shouldn't overlap the end of the supports on which they rest.

The longer the storage period, the greater the possibility of the sag becoming permanent.

A twisting of the strips, which can occur, for example, when individual bundles are removed from a pallet, can also become permanent if the strips are not straightened.

For this reason, we recommend storing the strips so that the degree of sag is minimized in general. Make sure to support protruding sections and try to keep pre-processing storage periods as brief as possible in order to prevent the strips from twisting and sagging.

We gladly offer our support should you have specific questions or problems.

Gebrauchsanweisung

Lagern von Isolierstegen aus PA 66

Isolierstege aus Polyamid werden trocken gefertigt, nehmen aber mit der Zeit Feuchtigkeit aus Ihrer Umgebung auf. Die Höhe und Geschwindigkeit der Feuchtaufnahme ist abhängig von:

- der Feuchtemenge in der Umgebung
- der Temperatur
- Lagerungsdauer

Speziell in den Sommermonaten, wenn die Temperatur und die relative Luftfeuchtigkeit in den Lagerhallen hoch ist, haben die Isolierstege auch bei kurzfristiger und richtiger Lagerung einen höheren Feuchtigkeitsgehalt als in den anderen Jahreszeiten. Bei trockener Lagerung beträgt die Gleichgewichtsfeuchte ca. 2%. Durch diese Feuchtigkeitsaufnahme ändern sich die mechanischen Eigenschaften der Stege.

Wir empfehlen daher die Lagerung der Stege in geschlossenen Räumen mit Temperaturen von idealerweise 15–20 °C.

Durch lange Lagerung nehmen die Stege die Lagerungsform an. Werden Stege in Paletten gelagert, die für die Steglänge zu kurz sind (Beispiel: Bei einer Palette von 6.000 mm und einem Überstand der Stege > 500 mm), biegen sich die Stege an den Enden durch. Sinngemäß gilt diese Aussage auch für Paletten ohne Boden, bei denen die Bunde nur auf den Querholmen aufliegen.

Diese Durchbiegung bleibt bei den Stegen umso stärker erhalten, je länger die Lagerdauer währt.

Ebenfalls kann die Entnahme einzelner Bunde aus der Palette zu einer Verdrehung der in der Palette verbleibenden Stege führen. Bei weiterer Lagerung besteht darüber hinaus die Gefahr einer Fixierung dieser Verdrehung.

Daher empfehlen wir, die Stege möglichst ohne Durchbiegung zu lagern.

Bitte achten Sie darauf, Überlängen abzustützen und möglichst kurze Lagerdauer bis zur Weiterverarbeitung einzuhalten, da ansonsten mit einer Verdrehung bzw. einer Durchbiegung der Stege zu rechnen ist.

Bei speziellen Fragen und Problemstellungen sichern wir Ihnen gerne unsere Unterstützung zu.

Conseils d'utilisation

Stockage des barrettes en PA 66

Les barrettes en polyamide sont fabriquées à l'état sec. Toutefois dans le temps elles se chargent de l'humidité environnante. Le taux de prise en humidité et la vitesse de cette prise dépendent des facteurs suivants:

- taux d'humidité environnant
- température environnante
- durée du stockage

Durant les mois d'été, lorsque les températures et l'humidité relative dans les halls de stockage ou de fabrication sont élevées, les barrettes ont un taux d'humidité plus important que lors des autres saisons. Ceci même dans le cas d'un stockage approprié et de courte durée. (l'humidité à l'équilibre est d'environ 2% lors d'un stockage à sec). La prise en humidité modifie les caractéristiques mécaniques des barrettes.

Nous recommandons donc de stocker les profilés dans un espace fermé, avec une température idéale de 15–20 °C.

Les barrettes prennent leur forme de stockage si celui-ci est de longue durée. Exemple: Lorsque des barrettes de 6.500 mm sont stockées longuement dans des palettes de 6.000 mm les extrémités des barrettes fléchissent.

Plus le temps de stockage aura été long, plus cette flexion sera fixée.

En enlevant un lot d'une palette on peut aussi provoquer une torsion aux extrémités des barrettes situées dans les autres lots. Cette torsion selon le temps de stockage pourra aussi être fixée.

Nous vous recommandons donc de: Veiller à un temps stockage de courte durée. Veiller à éviter des torsions en ôtant des lots de la palette Veiller à supporter les longueurs dépassant des palettes.

Nous restons à votre disposition pour toute question ou problème.

Instrucciones de manipulación

Almacenaje de las varillas de PA 66

Las varillas de PA 66 con 25% de fibra de vidrio contienen 0% de humedad, pero con el tiempo absorben la humedad del ambiente. La cantidad y velocidad de absorción de humedad del entorno depende de varios factores:

- la humedad relativa del ambiente
- la temperatura
- el tiempo de almacenaje

Durante los meses de verano cuando la temperatura y la humedad relativa en los lugares de almacenamiento son altas, las varillas tienden a coger un porcentaje de humedad bastante alto aunque el periodo que estén almacenadas sea corto. Una absorción excesiva de humedad (más del 2%) puede dañar el proceso de ensamblado y causar burbujas durante el proceso de lacado.

Por lo tanto, se recomienda mantener las varillas en un lugar cerrado a una temperatura de entre 15–20 °C.

Debido a un largo almacenaje y como resultado de una relajación de las tensiones en el material, las varillas cogen la forma en la que están colocadas. Por ejemplo, si se dejan en un pallet de 6 metros de longitud varillas de 6.5 metros, el extremo más largo de las poliamidas que cuelga, se tuerce. Las varillas nunca deben sobrepasar el pallet en longitud.

Cuanto más tiempo dura el almacenamiento, más persistentes son los cambios de forma ocasionados.

La torsión de las varillas, que puede ocurrir cuando se manipulan paquetes individuales del pallet, puede ser también permanente si las varillas no se mantienen rectas.

Por esta razón recomendamos el almacenamiento de las poliamidas en lugares secos y evitando que se puedan producir deformaciones. Conserve las varillas en lugares adecuados asegurándose de que no cuelguen, si ha de ser así, manténgalas durante un periodo lo más breve posible para prevenir la torsión y deformación de las mismas.

No dude en ponerse en contacto con nosotros para cualquier duda o sugerencia.

Istruzione tecnica

Stoccaggio di profili isolanti in PA 66

Trasporto e stoccaggio di profili isolanti in PA La Poliammide (PA) è un materiale igroscopico. I profili isolanti di poliammide sono inizialmente allo stato secco e assorbono umidità dall'ambiente (materiale igroscopico) nel tempo successivo alla produzione. Il grado di assorbimento di umidità dipende dai seguenti fattori:

- umidità relativa dell'ambiente
- temperatura ambiente
- periodo di stoccaggio

Un eccessivo contenuto di umidità (indicativamente superiore al 2%) può pregiudicare il corretto assemblaggio e provocare la formazione di bolle durante la verniciatura.

Trasporto dei profili isolanti in PA

La caratteristica igroscopica della poliammide rende necessaria la messa in atto di condizioni di trasporto che permettano di proteggere i profili dal contatto diretto con l'acqua.

Il gruppo Technoform ha quindi da tempo impostato una politica di stretta collaborazione con i suoi trasportatori di fiducia, per garantire che la merce venga consegnata in perfetto stato. E' però importante che i nostri clienti adoperino le stesse misure nel caso debbano poi movimentare nuovamente le barrette. E' quindi importante che comunichino al loro trasportatore le regole da seguire per un adeguato trasporto:

- Le barrette in poliammide devono essere mantenute al riparo dalle intemperie, dalla polvere, dal sole diretto, dal calore o freddo eccessivo e dall'umidità. Quindi è necessario movimentarle su mezzi telonati e prestare la massima cura affinché non vengano bagnate durante le operazioni di carico e scarico.
- Nessun altro collo deve essere sovrapposto alle barrette durante il trasporto per non rischiare di deformarle.

Stoccaggio dei profili isolanti in PA

Nel caso in cui singoli fasci vengano rimossi dal pallet è necessario assicurarsi che i listelli siano posizionati in modo rettilineo. Infatti dopo lungo tempo la torsione dei listelli può diventare permanente. Raccomandiamo pertanto di:

- conservare i profili in aree coperte ad una temperatura ideale di 15–20 °C
- stoccarli in modo da minimizzare la curvatura alle estremità eventualmente posizionandoli su idonei supporti
- ridurre al minimo il periodo di stoccaggio prima dell'assemblaggio.

Siamo a disposizione per ogni eventuale specifica richiesta.



Standard profiles

























000000
article number
































000000
new article

*
article production outside the EU

*
head not compatible to Standard Groove

scale 1:2

9 mm	10 mm	12 mm	13.4 mm	13.5 mm	14 mm
 254000	 204600*	 977500	 979200	 249100	 202300
	 269800*	 259700*		 969505	 913700
	 244800	 926900 · 975300 926941*			 202400
		 282000			 217100
		 241300*		 233200	
		 209900		 948600	
		 328100		 948700	
		 958241		 235300	
				 240200*	

14.3 mm	14.6 mm	14.8 mm			
 246900	 933900 · 951459	 280600	 279000	 246700	 335600*
 247000	 259600*	 931000 · 951659	 221900 306400*	 271500	 977000
	 919200 · 951159 919241*	 216800	 203900	 300800	 299000*
	 951559 · 943300	 271800	 208500	 273500	
	 980600	 924300 · 945500 · 951259 914341* · 955541*	 952100 · 962059	 320100*	
	 268200	 201000	 378600*	 257100	
	 355700*	 931100 · 951759	 259500*	 270300	
	 263400*	 941600 · 951859	 937600	 289700	
	 223900	 961459	 953241*	 937700	
	 313000*	 925500	 221400	 961559	
	 259900*	 926800 · 975800 · 948500	 237600	 987400	

Standard profiles






































000000
article number




































000000
new article

*
article production outside the EU

*
head not compatible to Standard Groove

scale 1:2

15 mm	16 mm		16.5 mm	17 mm
 910300	 229400*	 265900	 214400	 977400
 952200*	 962159*	 941800	 221100	 286600**
	 973500	 221000	 227500	
	 232900 - 265800	 277200	 270100	
	 912000 256700*	 961859	 940300	
	 951359 - 955900 951341*	 963900	 945900 - 981700	
	 345800*	 203200*	 961959	
	 962259*	 219900	 977600	
	 970559	 253100*	 977900	
	 973600	 270000	 277600**	
	 942100	 940800 - 976000		
	 976100 925100*			

17.8 mm	18 mm	18.6 mm	19 mm
 330400	 955100	 290600	 210900
 325300	 908300	 357400*	 273300
	 221200	 235400	 912100 - 912159
	 249200	 955200	 944300
	 964000	 277000	 279200*
	 233800	 322100*	 912800 912841* - 251500*
	 261200*	 343900	 360500*
	 270200	 248300	 276800
	 955000	 955300	 283400*
	 224100		 226300
	 267100		 977700
	 276900		 279300*

Standard profiles

000000
article number



































000000
new article

*
article production outside the EU

*
head not compatible to Standard Groove

scale 1:2

20 mm			21 mm	22 mm	
 933200	 271000	 306700	 357500*	 202200	 977200
 266800* · 279400* 960541*	 279500*	 325500		 242900	 254100
 912500 · 957600	 296200	 297800*		 229900*	 286700
 361000*	 941700	 924900		 908400	 389600 388200*
 387200*	 942600	 964100		 228100	 245800
 234700	 976600	 271200		 257300*	23 mm
 269100*	 957400	 283600		 271300*	 283000*
 945800	 228700	 330700		 269700	 282600*
 277400	 966500	 228900		 966605	 320400
 957300	 218500	20.6 mm		 978700	
 246500	 964200	 221500*		 243000	
 260700*	 271100	 221600*		 245900	

24 mm					
 961759 · 933100	 271400*	 269000*	 268100	 330600	 224600
 965159*	 927200	 279700*	 285700*	 231800	 964559*
 390900	 925200	 294100	 294200	 358900	
 241700*	 975700	 976700	 964300	 251800	
 223700	 956059	 940400	 322000	 969959	
 279600*	 957500	 203100*	 979900	 962659 251600*	
 919300 · 975900 307300*	 350300	 228200	 224000	 969859	
 979500	 355000	 956159	 228800	 969759	
 936800 · 975400	 360800	 291100	 300400	 214000	
 987200	 954800	 253600	 359800	 984300	
 220300	 235100	 360900	 256800	 399200	
 246300*	 268000	 231900	 273400	 214800	

Standard profiles











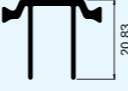



















000000
article number







































000000
new article

*
article production outside the EU

*
head not compatible to Standard Groove

scale 1:2

24.8 mm	25 mm	25.3 mm	25.5 mm	26 mm	
 246100	 933300	 329600*	 220400	 212600	 357700
 215600	 910400	 329700*		 254800	 321100
 215700	 979400	 329800*		 260600	 300900
 265000	 950159			 304500	 259300
 214300	 249500			 289300*	
 282100	 946700			 978800	
 246000				 321800	
				 978900	
				 264100	

27 mm	27.5 mm	28 mm		30 mm	
 271900*	 942700	 222500	 321500	 219500	 947400
 932000		 948400	 326800	 220800	 225500
 253800		 927700	 286800	 246200	 241200
 253900		 214700	 286900	 908600	 312000
		 223500	 271600	 273800	 282400
		 321300	 975100*	 324100*	 277100**
		 280900	 229100	 279800*	
		 354400	 242100	 282300	
		 280800	 261900		
		 319600			

Standard profiles








































000000
article number



























000000
new article

*
article production outside the EU

*
head not compatible to Standard Groove

scale 1:2

31 mm	32 mm	34 mm	35 mm
 268300	 239300	 256200	 268400
	 279900*	 355800*	 986200
	 303700	 256000	 265400
	 371800	 256300	 935100
	 256100	 218100	 265500
	 939700	 216100 · 289100	 218400
	 367900*	 273900	 358700
	 259800*	 269200	 35.3 mm
		 986300	 329900*
		 265600	 384200
		 321700	 378200
		 300700	 382000
		 300600	 392400
			 37 mm
			 394600*
			 394400*
			 394500*

36 mm	38 mm	39 mm	40 mm	42 mm	46 mm
 201300	 327800	 357900	 357800	 286300	 200100
 983400	 266700*	 340000	 287800	 44 mm	 48 mm
 392400	 219300	 340300		 352100	 365800
 37 mm	 335900*	 340100			
 394600*	 363700	 340200			
 394400*		 368500			
 394500*					

Standard profiles

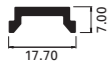
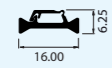
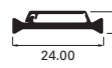

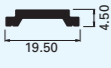
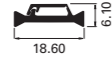

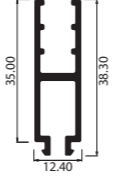
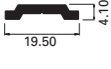


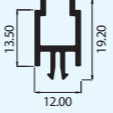

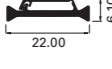
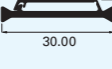
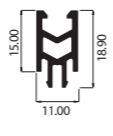
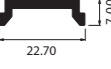
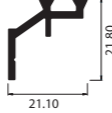
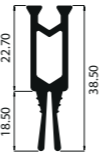
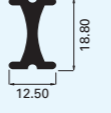
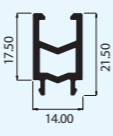
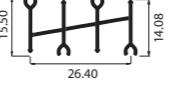
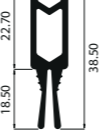
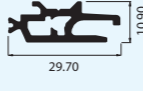
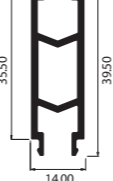
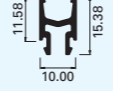
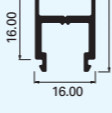
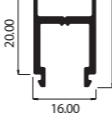
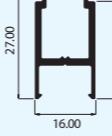
000000
article number



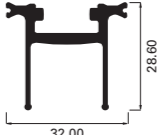
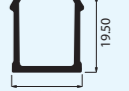
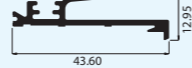
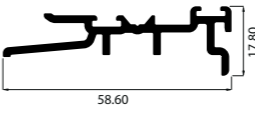
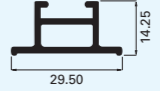



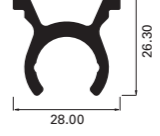
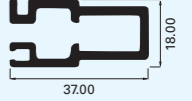
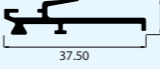

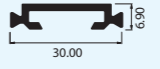
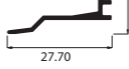


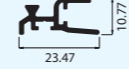
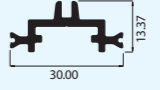
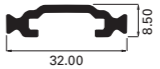
000000
new article

*
article production outside the EU

*
head not compatible to Standard Groove

scale 1:2

Operating Rods	Anti Bi-Metal	Specials	Curtain wall spacers
 224400	 400500	 339900	 200600
 222400	 317000	 316200	 212500
 218000	 370000	 387500	 217300
 254700	 317100	 339000	 218200
 224500		 254400	 341700
		 263800	 242300*
		 344400	 341800
		 346000	 242400
		 280100	 959000
		 959100	 959200

Profiles for sliding doors			
 200500*	 311300	 229000	 354300
 979600*	 389900	 272700	 173400
 244900	 977100	 232600	 173600
 343200	 933000	 245000	
 248100	 306300	 255300	
 254500		 263000	
		 306200*	

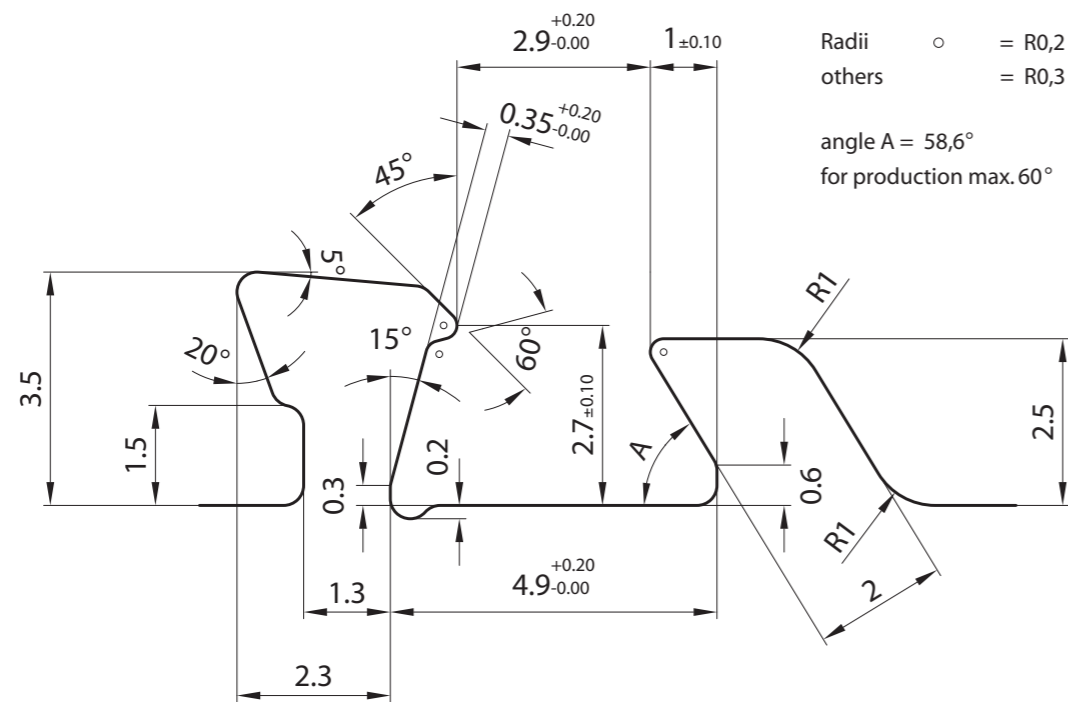


No.	Characteristic	Reference standard	Unit	Samples prepared from extruded insulating strips		Injected-moulded samples
				Dry ¹⁾	Humidity equilibrium ²⁾	Dry ¹⁾
1	Melting temperature	EN ISO 11357-3	°C	min. 250	min. 250	min. 250
2	Density	EN ISO 1183-1 or -3	g/cm ³	1.3 +/- 0.05	1.3 +/- 0.05	1.3 +/- 0.05
3	Annealing residue (glass fibre content)	EN ISO 1172	%	25 +/- 2.5	25 +/- 2.5	25 +/- 2.5
4	Shore hardness D	EN ISO 868	–	82 +/- 4	78 +/- 4	84 +/- 2
5	Impact strength	EN ISO 179-1 ³⁾ DIN 53453 ⁴⁾	kJ/m ²	min. 30 or without break	min. 40 or without break	min. 35
6	Tensile strength	EN ISO 527-2 and -4	N/mm ²	min. 80	min. 50	min. 110
7	Young's modulus	EN ISO 527-2 and -4	N/mm ²	min. 4,500	min. 2,000	min. 6,000
8	Elongation at break	EN ISO 527-2 and -4	%	min. 3	min. 7	min. 3

1) Sample water content less than 0.2% by weight 2) Fast conditioning [EN ISO 1110] 3) Method 1fU 4) Standard small specimen [50mm x 6mm x wall thickness]

Technoform aluminium standard groove

scale 10 : 1



2011 Trade Shows

TECHNOFORM BAUTEC will participate in the following fairs:

- **TECHNOFORM BAUTEC Germany**
Trade Show: **MosBuild**
Date: From 5th to 8th of April 2011
Place: Moscow
www.mosbuild.com
- **TECHNOFORM BAUTEC Middle East**
Trade Show: **ZAK Doors and Windows**
Date: From 8th to 11th December 2011
Place: Mumbai
www.zakdoorsandwindows.com
- **TECHNOFORM BAUTEC France**
Trade Show: **Batimat 2011**
Date: From 7th to 12th of November 2011
Place: Paris Portes de Versailles
www.batimat.com
- **TECHNOFORM BAUTEC New Zealand**
Trade Show: **Designex Melbourne**
Date: From 13th to 15th of September 2011
Place: Melbourne
www.designex.info
- **TECHNOFORM BAUTEC Italy**
Trade Show: **MADExpo**
Date: From 5th to 8th of October 2011
Place: Fiera Milano, Rho
www.madeexpo.it
- **TECHNOFORM BAUTEC New Zealand**
Trade Show: **AusFenex 2011**
Date: From 21st to 23rd of September 2011
Place: Gold Coast
- **TECHNOFORM BAUTEC China**
Trade Show: **Aluminum Window & Curtain-wall 2011**
Date: From 18th to 20th of March 2011
Place: Guangzhou
www.windowexpo.com
- **TECHNOFORM BAUTEC New Zealand**
Trade Show: **WANZ**
Date: To be confirmed
Place: Rotorua
- **TECHNOFORM BAUTEC North America**
Trade Show: **Glass Build**
Date: From 12th to 14th of September 2011
Place: Atlanta, Georgia
www.glassbuildamerica.com
- **TECHNOFORM BAUTEC China**
Trade Show: **Fenestration China 2011**
Date: To be confirmed
Place: Beijing
- **TECHNOFORM BAUTEC North America**
Trade Show: **Greenbuild**
Date: From 4th to 7th of October 2011
Place: Toronto
www.greenbuildexpo.org
- **TECHNOFORM BAUTEC Middle East**
Trade Show: **Big 5 Show**
Date: From 21st to 24th of November 2011
Place: Dubai
www.thebig5exhibition.com



We cooperate

Germany

- ift-Rosenheim · Institut für Fenstertechnik e. V.
- FIW-München · Forschungsinstitut für Wärmeschutz e. V.
- ifz · Informationszentrum Fenster Türen Fassaden e. V.
- VFF · Verband der Fenster- und Fassadenhersteller e. V.

Spain

- ANEXPA · Asociación Nacional de Extruidores de Perfiles de Aluminio
- ASEFAVE · Asociación Española de Fabricantes de Fachadas Ligeras y Ventanas
- CIDEMCO · Centro de Investigación Tecnológico
- ENSATEC · Laboratorio de Ensayos Tecnológicos

France

- CSTB · Centre Scientifique et Technique du Bâtiment
- SNFA · Syndicat National de la Construction des Fenêtres, Façades et Activités Associées

Italy

- UNCSAAL · Unione Nazionale Costruttori Serramenti Alluminio Acciaio Leghe
- AITAL / QUALITAL · Associazione Italiana Trattamenti superficiali Alluminio / Organismo di Certificazione
- UNIMET · Unificazione Metalli non Ferrosi

Great Britain

- CAB · Council for Aluminium in Building
- BFRC · British Fenestration Rating Council

Europe

- Federation of European Window and Curtain Wall Manufacturers' Associations

North America

- AAMA · American Architectural Manufacturers Association
- GANA · Glass Association of North America
- NFRC · National Fenestration Rating Council

China

- CAIGA · China Architectural and Industrial Glass Association
- CCMSA · China Construction Metal Structure Association
- Hong Kong Facade Association
- National Committee of Standardization for Non-ferrous Metals

Australia and New Zealand

- Window Association of New Zealand
- Australian Window Association
- AGGA · Australian Glass and Glazing Association

We test

Accredited Tests

- **Determination of the mechanical performance of metal profiles with thermal barrier acc to EN 14024**

Determination of:

1. Transversal tensile strength (EN 14024, Chapter. 5.3)
2. Shear strength (DIN EN 14024, Chapter. 5.4)
3. Elasticity constant (DIN EN 14024, Chapter. 5.4)
4. Deformation after aging Method 1 (EN 14024, Chapter. 5.5.2)
5. Characteristic values (EN 14024, Chapter. 5.6)

- **Determination of the heat transition coefficient by Hotbox. Reference Standards EN ISO 12567-1 and DIN EN 12412-2**

Determination of Uf value according to

DIN EN 12412-2

Determination of Ust-Wertes (Uw) according to

DIN EN ISO 12567-1

Services for customer

If customer wishes we are able to offer:

- to join the tests in our lab during the run
- to send the specimen back for verification purposes

We will handle your test results and other information confidentially.

Other Tests

- Uf calculation with Bisco and WinIso, Therm
- Ief calculation with Software WinVor
- Stereo microscopy with photo documentation
- Dimensional check
- Determination of material properties like tensile strength, Youngs Modulus, Impact Strength, ShoreD Hardness

We are certified

Europe

- TÜV Certification according to DIN ISO 9001: 2000



Belgium

- SECO Certification

BUtgb



Russia

- Gost Certification



China

- IQNet Certification



TECHNOFORM GROUP



We unite people with ideas

- For years the Technoform Group has been one of the worlds renowned suppliers in the plastics extrusion industry and has numerous production and sales facilities around the world. It's specialized companies are Technoform Bautec, Technoform Glass Insulation and Technoform Kunststoffprofile.

TECHNOFORM GROUP



- The holding is responsible for the strategic management and alignment of the group and the formation of Technoform brands. It advises and supports the Technoform companies in their entrepreneurial leadership and guarantees their appropriate financial provision.

TECHNOFORM BAUTEC



- Technoform Bautec is a member of the Technoform Group. It specializes in the development and manufacturing of high-precision polyamide insulation profiles as well as special solutions for aluminum windows, doors and facades. Technoform Bautec is a world leader in its field.

TECHNOFORM GLASSINSULATION



- Technoform Glass Insulation is a member of the Technoform Group. It specializes in the development and manufacture of thermal insulation components for frames for insulating glass. Hybrid plastic spacers with metal for extremely firm non-gas-permeable connections form the basis for top heat resistance for insulating glass. Technoform Glass Insulation is a world leader in its field.

TECHNOFORM KUNSTSTOFFPROFILE



- Technoform Kunststoffprofile specializes in the redevelopment of products. Around the world, we consider all the conceivable applications which could potentially be implemented based on high-precision thermoplastic profiles and hybrid profiles. The resulting product and market innovations are implemented by the Technoform Group either based on customer orders or within the company itself. Globally networked engineering enables production to be perfectly tailored to the customer's needs, whether for small or large production runs.

We unite people with ideas

- Production plants and sales office
- Your sales partner on site

www.technoform.com

Germany Fulda
Telephone: +49 561 9583400

France Lyon
Telephone: +33 472 689580

Great Britain Worcester
Telephone: +44 1905 381911

Spain Barcelona
Telephone: +34 932 386 438
Tordesillas
Telephone: +34 983 796 632

Italy Milan
Telephone: +39 02 9375721

Greece Thessalonica
Telephone: +30 2310 720286

Bulgaria Sofia
Telephone: +359 2 9861962

Turkey Istanbul
Telephone: +90 212 2581113

Russia Moscow
Telephone: +49 561 9583 490

Middle East Dubai, UAE
Telephone: +971 4 321 5615

India Mumbai
Telephone: +91 96 1933 3880

Japan Nagano
Telephone: +81 26 2613880

Tokyo
Telephone: +81 36 721 8018

Singapore Singapore
Telephone: +65 6273 9595

China Suzhou
Telephone: +86 512 62833188

Beijing
Telephone: +86 10 65906197
Shenzhen
Telephone: +86 755 26727912
Shanghai
Telephone: +86 21 62611991

Shenyang
Telephone: +86 24 23963791
Hong Kong
Telephone: +852 2665 6322

New Zealand Auckland
Telephone: +64 9415 9050

North America Twinsburg, OH
Telephone: +1 330 4876600

South America Buenos Aires
Telephone: +34 93 2386438

TECHNOFORM BAUTEC

